

UNIVERSITY EXPENSES*

■ Instruction, 27% - Expenses associated with credit and non-credit courses for academic, occupational, and vocational instruction for all semesters and continuing education.

■ Research, 17% - Expenses associated with activities specifically organized to produce research, whether commissioned by an agency external to the institution or separately budgeted by an organizational unit within the institution.

■ Patient Care, 12% - Expenses generated from clinical services operated by Kansas University Physicians, Inc. (KUPI) and KU HealthPartners.

■ Public Service, 3% - Activities established primarily to provide noninstructional services beneficial to individuals and groups external to the institution. These activities include community service programs (excluding instructional activities) and cooperative extension services.

■ Academic Support, 7% - Expenses to provide support services for the university's primary missions: instruction, research, and public service.

■ Student Services, 2% - Expenses for offices of admissions, enrollment management, and the registrar and activities with the primary purpose of contributing to students' emotional and physical well being and intellectual, cultural, and social development outside the context of the formal instruction program.

■ Institutional Support, 5% - Central executive level activities concerned with management and long-range planning for the entire institution.

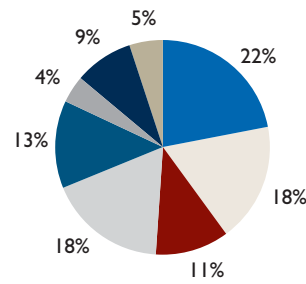
■ Operations & Maintenance of Plant, 6% - Expenses for operations established to provide services and maintenance related to grounds and facilities as well as utilities, fire protection, property insurance, and similar items.

■ Depreciation, 5% - Expense for straight-line depreciation expense on capitalized assets.

■ Scholarships & Fellowships, 2% - Scholarships & fellowships in the form of grants to students, selected by the institution and financed by restricted and unrestricted funds.

■ Auxiliary Enterprises, 12% - Expenses of self-supporting enterprises that furnish services to students and employees for a fee related to the cost of services.

■ Other Expenses, 2% - Includes interest expense and other miscellaneous expenses.



UNIVERSITY REVENUE SOURCES

including KUEA Support*

■ State Appropriations, 22% - Legislative appropriations from the State of Kansas providing general revenue for current operations of the university.

■ Tuition and Fees, 18% - Revenues from tuition and fees assessed against students for educational purposes.

■ Medical Services, 11% - Revenues generated from clinical services operated by Kansas University Physicians, Inc. (KUPI) and KU HealthPartners.

■ Grants and Contracts, 18% - Educational, research, and public service agreements sponsored by governmental and private agencies.

■ Auxiliary Enterprises, 13% - Revenues of self-supporting enterprises providing facilities and services for students, faculty, and staff.

■ Sales & Services of Educational Departments, 4% - Includes revenues that are related incidentally to the conduct of instruction, research, and public services and revenues of activities that exist to provide instructional and laboratory experience for students and that incidentally create goods and services that may be sold to students.

■ KU Endowment Support, 9% - The Kansas University Endowment Association (KUEA), an independent, not-for-profit organization whose primary mission is to raise funds for the university, provides direct and indirect support to the university for items such as scholarships and fellowships, salaries, construction, equipment, books, works of art, and travel.

■ Other Revenues, 5% - Includes non-endowment gifts and other miscellaneous revenues.

2008 Total Expenses :

\$1,094,245,129

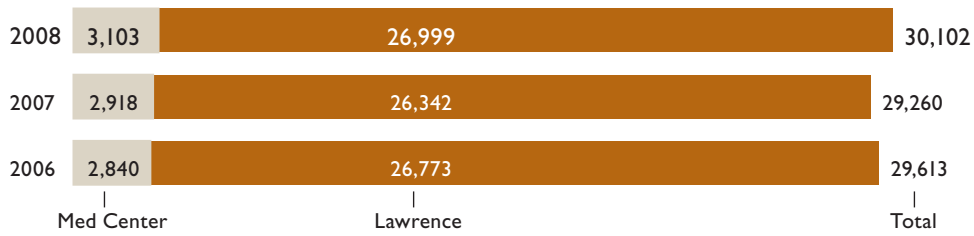
Note — Does not include all KUEA expenses spent on behalf of the university.

2008 Total Revenues (including all KUEA):

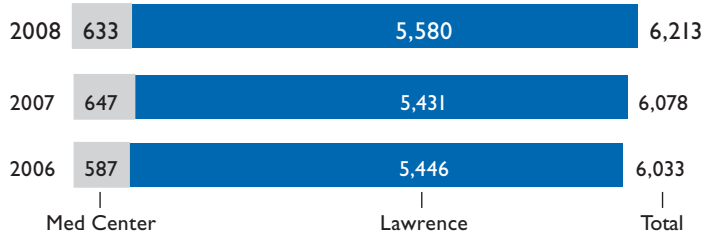
\$1,207,827,061

*Includes Lawrence campus, Edwards Campus, Medical Center; and all affiliates.

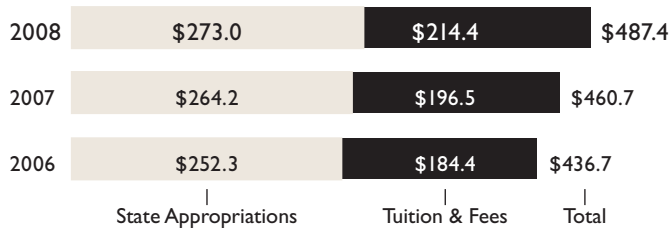
HEAD COUNT ENROLLMENT



DEGREES CONFERRED



STATE APPROPRIATIONS, TUITION, & FEES (Dollars in millions)



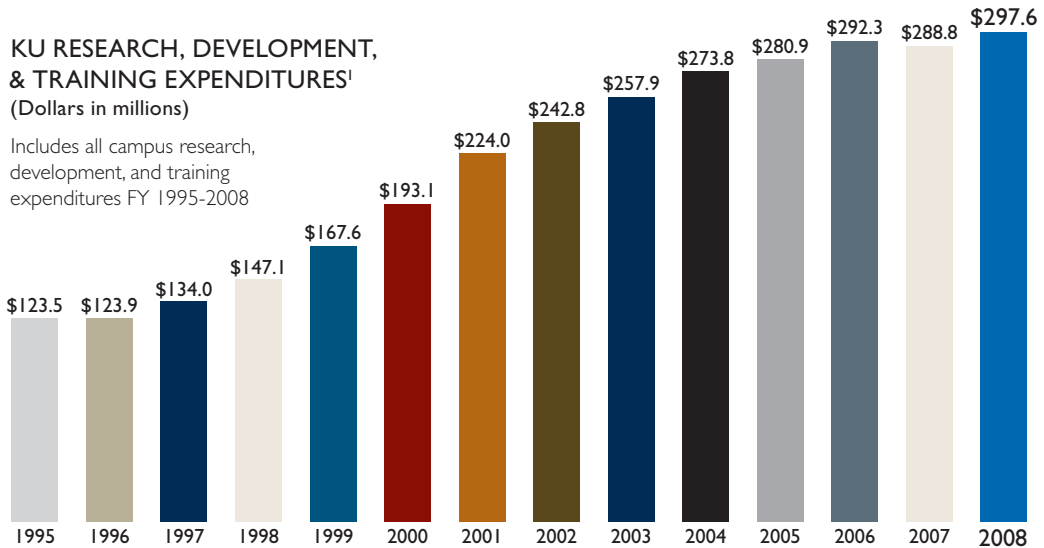
CAPITAL ASSETS (Dollars in millions)



KU RESEARCH, DEVELOPMENT, & TRAINING EXPENDITURES¹

(Dollars in millions)

Includes all campus research, development, and training expenditures FY 1995-2008



¹Includes institutional (internal) funds for sponsored research (e.g., unrecovered F&A, cost share)